


# Floral Spring Card for PP431

Ann Schach

319-750-3612

[kimschach@msn.com](mailto:kimschach@msn.com)

[www.stampinchic.com](http://www.stampinchic.com)



**Paper Measurements:** Petal Pink (4-1/4" x 11", scraps for blossoms), Soft Sea Foam (3-7/8" x 5-1/4", scraps for foliage), Whisper White (3" x 4"), Mossy Meadow (4" x 3", scraps for foliage), Vellum cardstock (scraps for foliage), Very Vanilla cardstock (3-1/2" x 2", 3" x 4"), Delightfully Detailed Laser Cut Specialty Designer Series Paper (one lacy, floral panel)

1. Score the 4-1/4" x 11" piece of Petal Pink cardstock at 5-1/2" to form the card base. Fold and crease using a bone folder.
2. Using multipurpose liquid glue, mat the lace panel to the 3-7/8" x 5-1/4" piece of Soft Sea Foam cardstock. Adhere to the card base using SNAIL.
3. Ink the image from Flower Frames (marked #1 in the photo below) with Soft Sea Foam ink and stamp onto Whisper White cardstock. Color the leaves using a Blender Pen and Mossy Meadow ink. Fussy cut out and set aside for use in Step 4.

# Floral Spring Card for PP431

Ann Schach

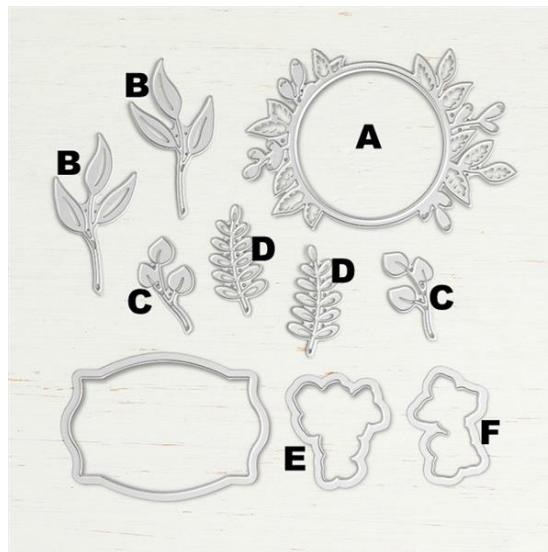
319-750-3612

[kimschach@msn.com](mailto:kimschach@msn.com)

[www.stampinchic.com](http://www.stampinchic.com)



4. Using Mossy Meadow cardstock, die cut Foliage Framelit shape "A" in the illustration below. Cut it in half vertically. Adhere one half to each side of the stamped image from Step #3. Set aside for use in the next step.



5. Using the Foliage Framelits marked B, C and D, die cut 2 of each shape from the following cardstocks: Mossy Meadow, Soft Sea Foam, Vellum. Adhere to the back of the shape created in Step 4, saving back one Mossy Meadow shape C. Once the foliage has been positioned and adhered, add to the card base using SNAIL.

6. Ink the sentiment from All That You Are with Soft Suede, and stamp onto Very Vanilla cardstock. Punch out using the Story Label punch. Adhere to the card with dimensionals.

7. Stamp the blossom images in Crumb Cake on Petal Pink cardstock. Die cut out using framelits E

# Floral Spring Card for PP431

Ann Schach

319-750-3612

[kimschach@msn.com](mailto:kimschach@msn.com)

[www.stampinchic.com](http://www.stampinchic.com)

and F. Adhere to the card, positioning them over the sentiment.

8. Using an Aqua Painter and Balmy Blue ink, loosely watercolor a piece of Very Vanilla cardstock, being careful to not oversaturate. Allow to dry completely. Ink the butterflies from Butterfly Gala in Soft Suede and punch out with the Butterfly Duet punch. Stamp the abdomens in Soft Suede. Adhere to the card as shown, using glue dots.

9. Accent the centers of the Petal Pink blossoms with So Saffron Share What You Love Artisan Pearls. Randomly accent some of the blossoms on the laser cut paper. If desired, add regular pearls on the round part of the Floral Frames image that peeks out from behind the sentiment. Tip: Large pearls are great for covering up smears. <wink>


10. Accent the sentiment as shown with the Mossy Meadow leaves saved from Step 5.



[All That You Are Cling Stamp Set](#)

148664

Price: \$23.00



[Butterfly Gala Photopolymer Bundle](#)

150599


Price: \$35.00



[Floral Frames Clear-Mount Bundle](#)

148406

Price: \$43.00



[Mossy Meadow 8-1/2 X 11" Cardstock](#)

133676

Price: \$8.50

# Floral Spring Card for PP431

Ann Schach

319-750-3612

[kimschach@msn.com](mailto:kimschach@msn.com)

[www.stampin chic.com](http://www.stampin chic.com)



[Petal Pink 8-1/2\"](#)  
[11\"](#)  
[Cardstock](#)

146985

Price: \$8.50



[Soft Sea Foam 8-1/2\"](#)  
[X 11\"](#)  
[Cardstock](#)

146988

Price: \$8.50



[Vellum 8-1/2\"](#)  
[X 11\"](#)  
[Cardstock](#)

101856

Price: \$9.00



[Very Vanilla 8-1/2\"](#)  
[X 11\"](#)  
[Cardstock](#)

101650


Price: \$9.75



[Whisper White 8-1/2\"](#)  
[X 11\"](#)  
[Cardstock](#)

100730

Price: \$9.75



[Delightfully Detailed](#)  
[Laser-Cut Specialty](#)  
[Paper](#)

146907

Price: \$14.00



[Balmy Blue Classic](#)  
[Stampin' Pad](#)

147105

Price: \$7.50



[Crumb Cake Classic](#)  
[Stampin' Pad](#)

147116

Price: \$7.50

# Floral Spring Card for PP431

Ann Schach

319-750-3612

[kimschach@msn.com](mailto:kimschach@msn.com)

[www.stampinchic.com](http://www.stampinchic.com)



[Mossy Meadow](#)  
[Classic Stampin' Pad](#)

147111

Price: \$7.50



[Soft Suede Classic](#)  
[Stampin' Pad](#)

147115

Price: \$7.50



[Blender Pens](#)

102845

Price: \$12.00



[Aqua Painters](#)

103954

Price: \$17.00



[Big Shot](#)

143263

Price: \$110.00



[Foliage Frame](#)  
[Framelits Dies](#)

146353

Price: \$27.00



[Butterfly Duet Punch](#)

148523

Price: \$18.00



[Story Label Punch](#)

150076

Price: \$18.00

# Floral Spring Card for PP431

Ann Schach

319-750-3612

[kimschach@msn.com](mailto:kimschach@msn.com)


[www.stampin chic.com](http://www.stampin chic.com)



Paper Snips

103579

Price: \$10.00



Pearl Basic Jewels

144219

Price: \$5.00



Share What You Love

Artisan Pearls

146927

Price: \$6.00



Mini Glue Dots

103683

Price: \$5.25



Multipurpose Liquid  
Glue

110755

Price: \$4.00



Snail Adhesive

104332

Price: \$7.00



Stampin'  
Dimensionals

104430

Price: \$4.00