

# Butterfly Thank You

Ann Schach

319-750-3612

[kimschach@msn.com](mailto:kimschach@msn.com)

[www.stampinchic.com](http://www.stampinchic.com)



**Paper Measurements:** Whisper White Thick cardstock (4" x 8"), Whisper White cardstock (3-3/4" x 3-3/4", 2" x 7/16"), Basic Black cardstock (4" x 3"), Watercolor Paper (4" x 3"), Mint Macaron cardstock (3-1/2" x 1", 3-1/2" x 1")

1. Score the Thick Whisper White cardstock at 4". Fold and crease with a bone folder.
2. Run the 3-3/4" x 3-3/4" piece of Whisper White cardstock through the Big Shot with the Dot to Dot Textured Impressions Embossing Folder. Remove the embossed piece of cardstock, place it on top of the folder, and run it back through the Big Shot. This will soften the imprint. Adhere the embossed square to the card base.
3. Loop gold metallic wire in a circle on top of the embossed panel, holding it in place with glue dots.

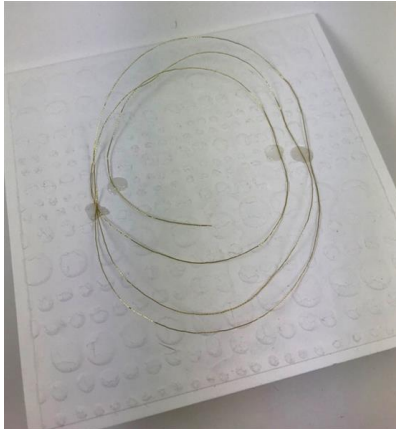
# Butterfly Thank You

Ann Schach


319-750-3612

[kimschach@msn.com](mailto:kimschach@msn.com)

[www.stampinchic.com](http://www.stampinchic.com)



4. Die cut the "lacy wing" butterfly from watercolor paper. Snip out the largest butterfly. Watercolor using an Aqua Painter and Calypso Coral ink. Let dry.



5. Die cut the Overlay Butterfly from Basic Black cardstock. Snip out the largest butterfly. Adhere over the top of the watercolored butterfly.
6. Die cut two flourishes from Mint Macaron cardstock. Adhere to the back of the butterfly as shown.
7. Adhere the butterfly and flourishes to the card base using dimensionals.
8. Ink the sentiment with Calypso Coral and stamp onto the 2" x 7/16" piece of Whisper White cardstock. Snip a "V" in each end. Adhere to the butterfly with dimensionals.

# Butterfly Thank You

Ann Schach

319-750-3612

[kimschach@msn.com](mailto:kimschach@msn.com)

[www.stampinchic.com](http://www.stampinchic.com)



[Beauty Abounds Cling Stamp Set](#)

148726


Price: \$23.00



[Beauty Abounds Cling Bundle](#)

150617

Price: \$55.75



[Basic Black 8-1/2" X 11" Cardstock](#)

121045

Price: \$8.50



[Mint Macaron 8-1/2" X 11" Cardstock](#)

138337

Price: \$8.50



[Whisper White 8-1/2" X 11" Thick Cardstock](#)

140272

Price: \$7.75



[Whisper White 8-1/2" X 11" Cardstock](#)

100730

Price: \$9.75



[Watercolor Paper](#)

122959

Price: \$5.00



[Calypso Coral Classic Stampin' Pad](#)

147101

Price: \$7.50

# Butterfly Thank You

Ann Schach

319-750-3612

[kimschach@msn.com](mailto:kimschach@msn.com)

[www.stampinchic.com](http://www.stampinchic.com)



[Big Shot](#)

143263

Price: \$110.00



[Butterfly Beauty](#)

[Thinlits Dies](#)

148536

Price: \$39.00



[Dot To Dot Textured](#)

[Impressions](#)

[Embossing Folder](#)

148533

Price: \$8.50



[Aqua Painters](#)

103954

Price: \$17.00



[Paper Snips](#)

103579

Price: \$10.00



[Mini Glue Dots](#)

103683

Price: \$5.25



[Snail Adhesive](#)

104332

Price: \$7.00



[Stampin'](#)  
[Dimensionals](#)

104430

Price: \$4.00

# Butterfly Thank You

**Ann Schach**

319-750-3612

[kimschach@msn.com](mailto:kimschach@msn.com)

[www.stampinchic.com](http://www.stampinchic.com)



[Gold Metallic Thread](#)

138401

Price: \$3.50