

# Wonderful Romance

Ann Schach

319-750-3612

[kimschach@msn.com](mailto:kimschach@msn.com)

[www.stampinchic.com](http://www.stampinchic.com)



**Paper Measurements:** Crumb Cake cardstock (4-1/4" x 11", 3" x 4"); Fresh Fig cardstock (4" x 5-1/4"); Pear Pizzazz cardstock (3-7/8" x 5-1/8", 2-3/8" x 4-3/8"); Petal Pink cardstock (3" x 3", scraps); Whisper White cardstock (3-3/4" x 5", 3" x 2-1/2"); Floral Romance Specialty Designer Series Paper (Floral Vellum: 3-3/4" x 5")

1. Score the large piece of Crumb Cake cardstock at 5-1/2" to form the card base.
2. Adhere the papers as shown (top to bottom): Floral Vellum, Whisper White cardstock (same size as vellum), Pear Pizzazz cardstock, Fresh Fig cardstock. Add this to the card base.
3. Ink the sentiment in Fresh Fig and stamp onto Whisper White cardstock. Die cut using the Wonderful Floral label die. Weave Fresh Fig ribbon around the edge, adhering the ends on the back. Add to the card front using dimensionals.
4. Ink both leafy stem images from Wonderful Romance in Pear Pizzazz, and stamp onto Pear Pizzazz cardstock. Die cut with the corresponding Wonderful Floral framelits. Adhere to the card with SNAIL. Accent with a small Fresh Fig bow.
5. Using the detailed Wonderful Floral leaves framelit, die cut two stems from Crumb Cake cardstock. Distress with Whisper White Craft Ink. Slip under the edges of the Pear Pizzazz stamped

# Wonderful Romance

Ann Schach

319-750-3612

[kimschach@msn.com](mailto:kimschach@msn.com)

[www.stampinchic.com](http://www.stampinchic.com)

leaves and adhere with glue dots.

6. Ink the small blossom with Fresh Fig ink and stamp onto Petal Pink cardstock. Repeat to create three blossoms. Die cut out. Adhere atop the Pear Pizzazz leaves as shown. Accent each with a pearl.

7. Ink the butterflies in Fresh Fig and stamp onto Petal Pink cardstock. Stamp the bodies in Fresh Fig. Punch out using the Butterfly Duet Punch. Adhere to the card using glue dots.

8. Accent with pearls.



[Wonderful Romance](#)  
[Cling Bundle](#)

150592

Price: \$51.25



[Butterfly Gala](#)  
[Photopolymer Bundle](#)

150599


Price: \$35.00



[Forever Lovely](#)  
[Stamp Set](#)

148624

Price: \$21.00



[Crumb Cake 8-1/2" X](#)  
[11" Cardstock](#)

120953

Price: \$8.50

# Wonderful Romance

Ann Schach

319-750-3612

[kimschach@msn.com](mailto:kimschach@msn.com)

[www.stampinchic.com](http://www.stampinchic.com)




Fresh Fig 8-1/2" X 11"

Cardstock

144242

Price: \$8.50



Pear Pizzazz 8-1/2" X

11" Cardstock

131201

Price: \$8.50



Petal Pink 8-1/2" X

11" Cardstock

146985

Price: \$8.50



Whisper White 8-1/2"

X 11" Cardstock

100730

Price: \$9.75



Floral Romance 12" X  
12" (30.5 X 30.5 Cm)

Specialty Designer

Series Paper

148586

Price: \$14.00



Fresh Fig Classic  
Stampin' Pad

147144


Price: \$7.50



Pear Pizzazz Classic  
Stampin' Pad

147104

Price: \$7.50



Uninked Stampin'  
Craft Pad & Whisper

White Refill

147277

Price: \$9.50

# Wonderful Romance

Ann Schach

319-750-3612

[kimschach@msn.com](mailto:kimschach@msn.com)

[www.stampinchic.com](http://www.stampinchic.com)



[Big Shot](#)

143263

Price: \$110.00



[Wonderful Floral Framelits Dies](#)

148529

Price: \$34.00



[Butterfly Duet Punch](#)

148523

Price: \$18.00



[Fresh Fig 1/8" Sheer Ribbon](#)

144174

Price: \$6.00



[Pearl Basic Jewels](#)

144219

Price: \$5.00



[Stampin' Dimensionals](#)

104430

Price: \$4.00



[Snail Adhesive](#)

104332

Price: \$7.00



[Mini Glue Dots](#)

103683

Price: \$5.25