

No Line Watercolored Romantic Card

Ann Schach

319-750-3612

kimschach@msn.com

www.stampinchic.com



Paper Measurements: Petal Pink cardstock (4-1/4" x 11", 4" x 5-1/4"), Shimmery White cardstock (3" x 1/2", 3-1/2" x 3-1/2", 3-1/2" x 4-1/2"), Mossy Meadow (1" x 1-1/2", 1" x 1-1/2"), Pear Pizzazz cardstock (2" x 3", scraps)

1. Score the larger piece of Petal Pink cardstock at 5-1/2" to form the card base. Crease with a bone folder.
2. Emboss the other piece of Petal Pink cardstock using the Lace embossing folder. Adhere to the card base with dimensionals.
3. Die cut a Stitched Circle (approximately 3" in diameter) from Shimmery White cardstock. Adhere to the card base with dimensionals.
4. Ink the floral image in Sahara Sand and stamp onto Shimmery White cardstock. Watercolor using these colors: Leaves - Mossy Meadow, Pear Pizzazz; Flowers - Fresh Fig, Petal Pink. Outline around the entire image in Balmy Blue. (Squeeze the closed ink pad in the middle to transfer ink to the lid, and use this puddle as your ink source.) Die cut using the framelit. Use dimensionals to adhere to the circle.
5. Using the Wonderful Floral framelits, die cut the embossed leafy stem and the three largest single

No Line Watercolored Romantic Card

Ann Schach

319-750-3612

kimschach@msn.com



www.stampinchic.com

leaves from Pear Pizzazz cardstock. Die cut two smaller sprigs from Mossy Meadow cardstock. Slip under the edges of the floral image and adhere.

6. Use a Fresh Fig Stampin' Write Marker to selectively ink the sentiment. Cut a "V" in the left end. Adhere to the card as shown.

7. Accent the flowers with So Saffron Share What You Love Artisan Pearls. Accent the sentiment with a Mossy Meadow die cut and Frosted Flower embellishment.

8. Enjoy!



[Wonderful Romance
Cling Bundle](#)

150592

Price: \$51.25

[Mossy Meadow 8-1/2"
X 11" Cardstock](#)

133676

Price: \$8.50

[Pear Pizzazz 8-1/2" X
11" Cardstock](#)

131201

Price: \$8.50

[Petal Pink 8-1/2" X
11" Cardstock](#)

146985

Price: \$8.50


No Line Watercolored Romantic Card

Ann Schach

319-750-3612

kimschach@msn.com

www.stampin chic.com



[Shimmery White 8-1/2" X 11" Cardstock](#)

101910

Price: \$9.00



[Balmy Blue Classic Stampin' Pad](#)

147105

Price: \$7.50



[Fresh Fig Classic Stampin' Pad](#)

147144

Price: \$7.50



[Mossy Meadow Classic Stampin' Pad](#)

147111

Price: \$7.50



[Pear Pizzazz Classic Stampin' Pad](#)

147104

Price: \$7.50



[Petal Pink Classic Stampin' Pad](#)

147108

Price: \$7.50



[Sahara Sand Classic Stampin' Pad](#)

147117

Price: \$7.50



[2017-2019 In Color Stampin' Write Markers](#)

144033

Price: \$15.00

No Line Watercolored Romantic Card

Ann Schach

319-750-3612

kimschach@msn.com


www.stampinchic.com



[Big Shot](#)

143263

Price: \$110.00



[Stitched Shapes](#)

[Framelits Dies](#)

145372

Price: \$30.00



[Wonderful Floral](#)

[Framelits Dies](#)

148529

Price: \$34.00



[Lace Dynamic](#)

[Textured Impressions](#)

[Embossing Folder](#)

148530


Price: \$10.00



[Aqua Painters](#)

103954

Price: \$17.00



[Frosted Flower](#)

[Embellishments](#)

148782

Price: \$7.00



[Share What You Love](#)

[Artisan Pearls](#)

146927

Price: \$6.00



[Mini Glue Dots](#)

103683

Price: \$5.25

No Line Watercolored Romantic Card

Ann Schach

319-750-3612

kimschach@msn.com

www.stampinchic.com



[Snail Adhesive](#)

104332

Price: \$7.00



[Stampin'
Dimensionals](#)

104430

Price: \$4.00